Number of contacts

24 + ⏚

Inserts

Identification	Series	Part No. Male insert (M)	Part No. Female insert (F)
Screw terminal with wire protection	Han E®	**09 33 024 2601**	**09 33 024 2701**
Cage-clamp terminal 	Han® ES	**09 33 024 2616**	**09 33 024 2716**
Cage-clamp terminal two terminals per contact	Han® ESS	**09 33 024 2672**	**09 33 024 2772**
Crimp terminal Order contacts separately	Han E®	**09 33 024 2602**	**09 33 024 2702**

Drawing / Dimensions in mm

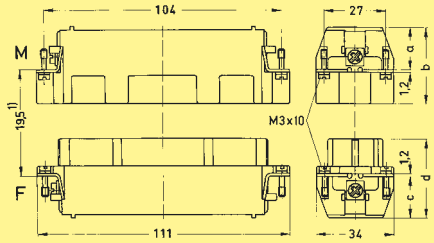

[1] Distance for contact max. 21 mm

	a	b	c	d
Han E® screw	18	33	18	35
Han® ES / Han E® crimp	19	34	19	36
Han ESS	34	49	32	49

Contact arrangement
View from termination side



Panel cut out for inserts for use without hoods/housings

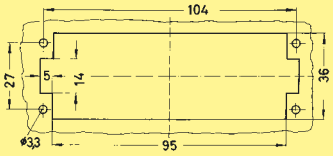

Identification	Wire gauge (mm²)	Part No. Male contacts	Part No. Female contacts
Crimp contacts Power contacts			
silver plated 	0.14-0.37	**09 33 000 6127***	**09 33 000 6227***
	0.5	**09 33 000 6121**	**09 33 000 6220**
	0.75	**09 33 000 6114**	**09 33 000 6214**
	1.0	**09 33 000 6105**	**09 33 000 6205**
	1.5	**09 33 000 6104**	**09 33 000 6204**
	2.5	**09 33 000 6102**	**09 33 000 6202**
	3	**09 33 000 6106**	**09 33 000 6206**
	4	**09 33 000 6107**	**09 33 000 6207**
gold plated 	0.14-0.37	**09 33 000 6117***	09 33 000 6217*
	0.5	**09 33 000 6122**	**09 33 000 6222**
	0.75	**09 33 000 6115**	**09 33 000 6215**
	1.0	**09 33 000 6118**	**09 33 000 6218**
	1.5	**09 33 000 6116**	**09 33 000 6216**
	2.5	**09 33 000 6123**	**09 33 000 6223**
	4.0	**09 33 000 6119**	**09 33 000 6221**
Relay contact silver plated	0.75-1	**09 33 000 6109**	
	1.5	**09 33 000 6110**	
	2.5	**09 33 000 6111**	
Coding Pin			**09 33 000 9954**

Drawing / Dimensions in mm

Operating contact Identification

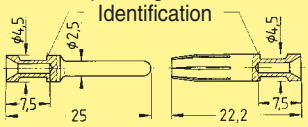

Relay contact

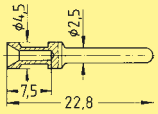

Crimp contact identification

Identification	Wire gauge		Stripping length
no groove	0.14-0.37 mm²	AWG 26-22	7,5 mm
no groove	0.5 mm²	AWG 20	7.5 mm
1 groove*	0.75 mm²	AWG 18	7.5 mm
1 groove	1 mm²	AWG 18	7.5 mm
2 grooves	1.5 mm²	AWG 16	7.5 mm
3 grooves	2.5 mm²	AWG 14	7.5 mm
wide groove	3.0 mm²	AWG 12	7.5 mm
no groove	4 mm²	AWG 12	7.5 mm

* on the back crimp collar

Use of the coding pin prevents incorrect mating to other connectors of the same type.

The male pin should be omitted from the opposing cavity in the male insert.

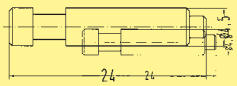

* only to be used with BUCHANAN crimping tool 09 99 000 0001 and adjustment gauge 09 99 000 0203

Stock items in bold type