Number of contacts

6 + ⏚

Inserts

Identification	Series	Part No. Male insert (M)	Part No. Female insert (F)	Drawing	Dimensions in mm
Screw terminal	Han® HsB	**09 31 006 2601**	**09 31 006 2701**		

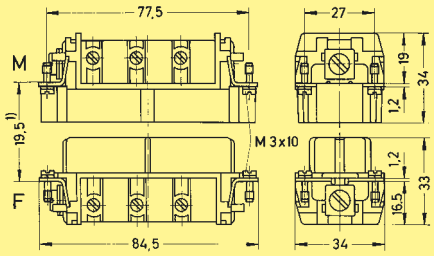

1) Distance for contact max. 21 mm

Contact arrangement View from termination side



Panel cut out for inserts
for use without hoods/housings

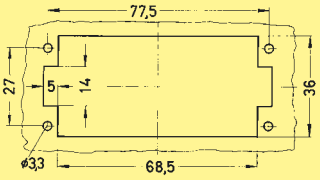

Han HsB

Stock items in bold type